


## Multifibre nano cable assemblies with 2mm tails

- Available in OM1, OM2, OM3, OM4, G.657A1 fibre and RBS (Reduced Bend Sensitivity) fibre
- Up to 24 cores
- 2mm tails
- Available with all standard connectivity
- Factory terminated and tested



### Overview

The nano cable assembly features the compact size of nano cable providing a flexible though ruggedized product with the improved optical performance of the nano cable structure. The 2mm patch lead style tails are ruggedized to secure the optical fibre in non-protected environments outside the patch panel or Optical Distribution Frames (ODFs). The network topology can be reduced and simplified by direct connection to active equipment, bypassing wall boxes or fibre patch panels. The end result is a greatly improved power budget and reduced fibre management space.

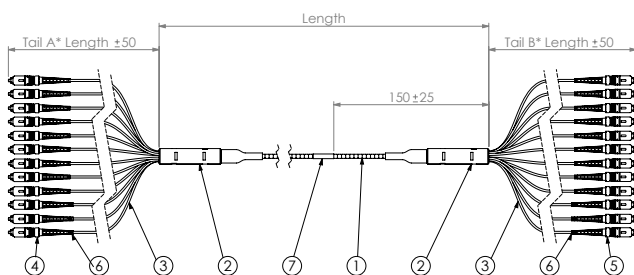
#### Benefits

- Extremely small size
- High crushing resistance - up to 1500N
- Can be bent around tight corners

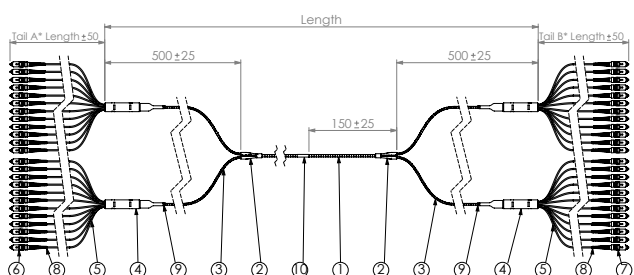
- 2mm ruggedized tails can be used for direct front panel or equipment connections.
- Ideal for FTTH applications - small size and ruggedized for drop cable applications
- Ideal for data centres - small size in high density environment
- Secure and rugged breakout module
- Improved optical performance of loose tube structure
- Reduced weight and carriage costs

#### Applications

- Internal short optical links
- Data centre infrastructure
- Storage Area Network (SAN)
- FTTH / FTTx
- Telecoms
- Front panel/equipment connections



1. Ø3mm Miniflex 12 Fibre LSZH Cable
  2. Ø15mm Ruggedized Breakout Module
  3. 2mm Furcation Tubing
  4. Connector Assembly - End 1
  5. Connector Assembly - End 2
  6. Channel Identification Marker (C-Clip)
  7. Serial Number Label (Wrap Around)
- \* Typical tail length: 1 metre



1. Ø5mm Miniflex 24 Fibre LSZH Cable
  2. Miniflex Divider Unit
  3. Ø3mm Miniflex Tubing
  4. Ø15mm Ruggedized Breakout Module
  5. 2mm Furcation Tubing
  6. Connector Assembly - End 1
  7. Connector Assembly - End 2
  8. Channel Identification Marker (C-Clip)
  9. Tail Identification Marker (C-Clip)
  10. Serial Number Label (Wrap Around)
- \* Typical tail length: 1 metre

### Specifications

<b>Fibre grade</b>	G.657A1, OM1, OM2, OM3, OM4 (ISO/IEC 60793)
<b>Cable specification</b>	Nanocable: 12, 24 cores Max OD: 12 cores 3mm 24 cores 5mm Material: PA12 (LSZH) Colour: Black, Yellow, Aqua
<b>Packaging</b>	Length ≤ 100mtr: HD bag, Length > 100mtr: drum
<b>Operating temperature</b>	-40 ~ +70°C (GR326)
<b>Installation temperature</b>	-10 ~ +70°C (GR326)

### Fibre performance

Fibre type (ISO/IEC 11801)	OS1/OS2	OM1	OM2	OM3	OM4
	≤ 0.38 Max (1310nm) ≤ 0.25 Max (1550nm)	≤ 3.5 Max (850nm) ≤ 1.5 Max (1300nm)	≤ 3.5 Max (850nm) ≤ 1.5 Max (1300nm)	≤ 3.5 Max (850nm) ≤ 1.5 Max (1300nm)	≤ 3.5 Max (850nm) ≤ 1.5 Max (1300nm)
Attenuation coefficient [db/km]	≤ 0.34 Typ (1310nm) ≤ 0.19 Typ (1550nm)	≤ 2.9 Typ (850nm) ≤ 1.2 Typ (1300nm)	≤ 2.7 Typ (850nm) ≤ 0.9 Typ (1300nm)	≤ 2.7 Typ (850nm) ≤ 0.9 Typ (1300nm)	≤ 2.7 Typ (850nm) ≤ 0.9 Typ (1300nm)
Minimum bandwidth: Overfilled launch [Mzh-km]	NA	≥ 200 (850nm) ≥ 500 (1300nm)	≥ 500 (850nm) ≥ 500 (1300nm)	≥ 1500 (850nm) ≥ 500 (1300nm)	≥ 3500 (850nm) ≥ 500 (1300nm)
Minimum bandwidth : Laser effective modal bandwidth [Mzh-km]	NA	NA	NA	≥ 2000 (850nm)	≥ 4700 (850nm)

### Connector performance

Connector mating	IL average standard	IL MAX standard	IL average premium	IL MAX premium	Return loss
Multimode	0.15 dB	0.30 dB	0.08 dB	0.15 dB	NA
Singlemode	0.18 dB	0.30 dB	0.12 dB	0.15 dB	>55/65 dB (UPC/APC)

### Ordering information

#### Part number generator

PRE											
<b>Fibre Count</b>	<b>Connector END A</b>		<b>Connector END B*</b>		<b>Fibre Type</b>		<b>Cable Construction</b>	<b>Cable Length (Mtr)</b>	<b>Jacket Type</b>		
12	LC	LC	LC	LC	OM1	62	Nano Cable Ruggedized	NCR	XX	LSZH	Leave Blank
24	LC/APC	LCA	LC/APC	LCA	OM2	50					
	SC	SC	SC	SC	OM3	OM3					
	SC/APC	SCA	SC/APC	SCA	OM4	OM4					
	ST	ST	ST	ST	G.657/A1	A1					
	FC	FC	FC	FC							
	FC/APC	FCA	FC/APC	FCA							
	E2000	E2	E2000	E2							
	E2000/APC	E2A	E2000/APC	E2A							

\* If end B differs from end A

© Copyright 2013 Technetix Group Limited. All rights reserved.

This document is for information only. Features and specifications are subject to change without notice. Technetix, the Technetix logo, Ingress Safe, Modem Safe and certain other marks and logos are trade marks or registered trade marks of Technetix Group Limited in the UK and certain other countries. Other brand and company names are trade marks of their respective owners. Technetix protects its technology and designs by registering patents, trade marks and designs in Europe and certain other countries.